


# Iowa Motorcyclists Need You to Share the Road!



## INJURY RISK FACTORS:

NO HELMET  
SPEEDING  
ALCOHOL or DRUG USE

## WHO'S AT RISK?

YOUNG RIDERS  
INEXPERIENCED RIDERS  
MALE RIDERS

In Iowa, Motorcycles are <1% of total travel *but* >16% of total deaths and serious injuries

## Tips for Motor Vehicle Drivers

Leave a gap  
Check blind spot

Give sufficient distance when passing

## Tips for Motorcyclists

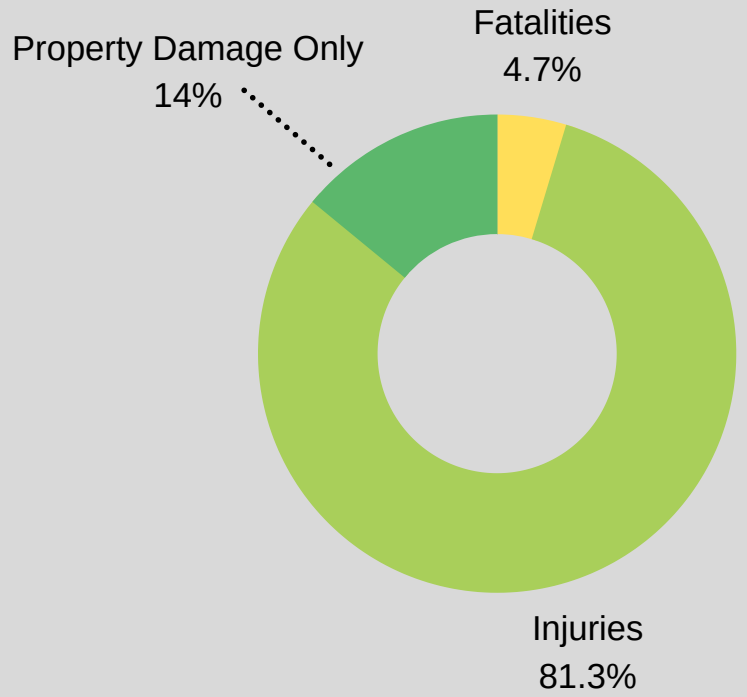
Stay Visible  
Wear a helmet  
Ride Sober

Out of the 149 motorcycle fatalities in Iowa, Only 22% of motorcyclists wore a helmet while 76% did not wear a helmet



\*2% were unknown or unreported

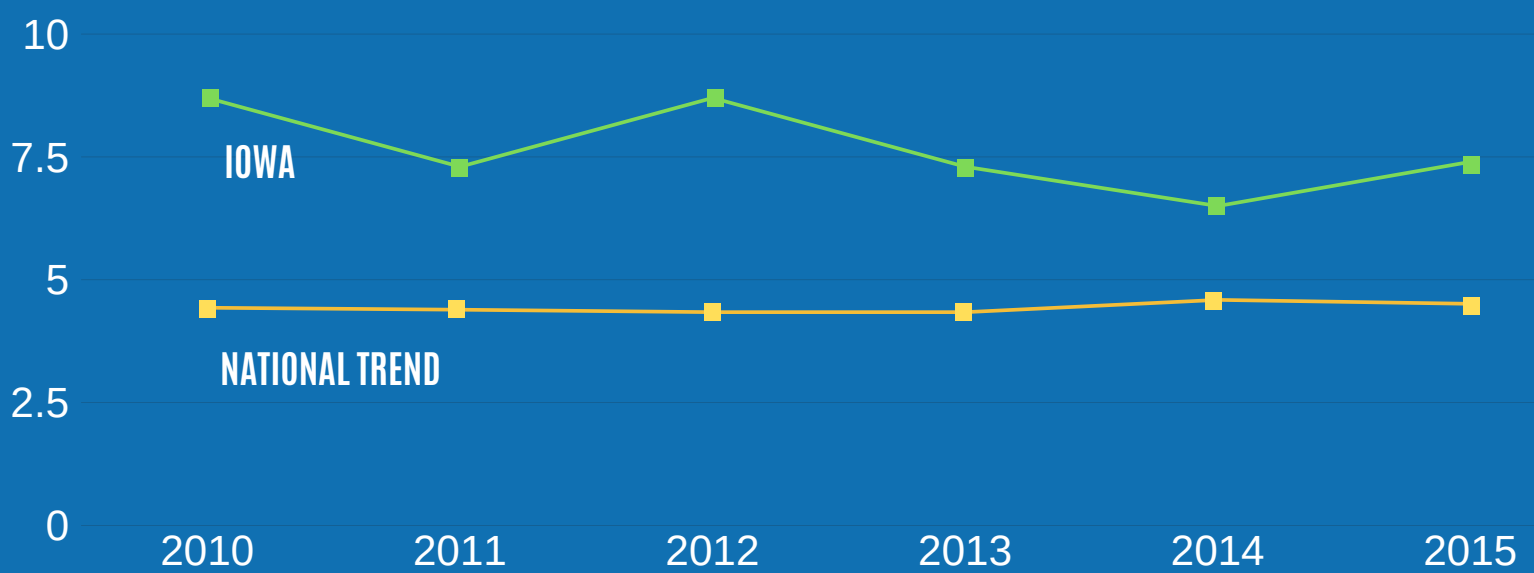
## Most Motorcycle Crashes in Iowa Result in Injuries



MOTOR VEHICLE DRIVERS WERE MORE LIKELY TO BE AT FAULT AND TICKETED IN IOWA FROM 2011-2015



## Iowa's Motorcycle Injury Rate per 1 Million Miles Traveled are Higher Than the National Rates



Analysis of 2015-2017 Iowa Department of Transportation crash database to determine what factors contribute to motorcycle crashes



This infographic was created with support from the Iowa Governor's Traffic Safety Bureau